

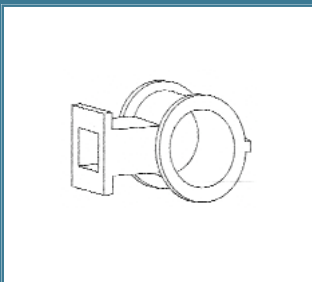
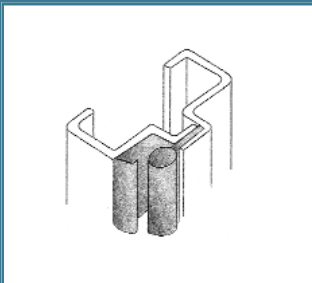



2004ST Builders Choice Prefinished Steel Door

FEATURES:

- 24 gauge smooth steel skin
- 16 gauge prepainted steel frame
- Available with or without nailing flanges
- Standard colors White and Brown, also available in Clay
- Includes snap cap
- 1-3/4" insulated rolled edge panel
- R-Value - 12 plus
- ADA compliant header/threshold
- Pre-hung 4-way universal swing
- Stainless steel hinges
- 2-3/4" backset standard
- Non-collapsible nylon lockset insert
- Adjustable strike plate
- Exclusive inner lock design puts frame on inside of door for quality commercial appearance

2004ST Builders Choice - Prefinished Steel Doors



All steel construction for maximum durability and years of reliability.

Versatile design suitable for all types of utility, residential and light commercial applications.

Available with a variety of options, including window lites, panic bar, closers, plates and pulls, all of which can be factory installed.

Custom colors and configurations available - contact factory for details.

2004ST Builders Choice Prefinished Steel Door Specs

SKIN TYPE: 24 Gauge Smooth Steel

PANEL THICKNESS: 1-3/4"

PANEL TYPE: Rolled Edge Insulated

JAMB FINISH: White or Brown

HINGES: 4" x 4" Stainless Steel

JAMB DEPTH: 3-1/2"

SNAP CAP: Included

CROSSBUCK SKIN: Available

6-PANEL SKIN: Available

Door Type	Actual Unit Size		
3068	38-5/8"	x	80-5/8"
3070	38-5/8"	x	84-5/8"
4068	48-5/8"	x	80-5/8"
4070	48-5/8"	x	84-5/8"
6068	74-15/16"	x	81-3/8"
6070	74-15/16"	x	85-3/8"

