




The CertainTeed Integrity Roof System™

Superb products that work even better as a team...Install the System!

The Integrity Roof System™ is for homeowners who want the very best.

A systems approach combines high-performance components – underlayments, shingles, accessory products and ventilation – to make the Integrity Roof System a complete roofing solution.

Step 1



WinterGuard™

Waterproofing underlayment prevents leaks from ice dams and wind-driven rain in vulnerable areas.

Step 2



Roofers' Select™ or DiamondDeck™

High-performance underlayment is a secondary barrier against leaks for the entire roof.

Step 3



Shingles and Accessories

Complete your roof system with products designed to complement one another, including the starter course, high-quality shingles, and corresponding hip and ridge caps.

Note: Air Vent, Inc. ventilation products are recommended for use in connection with the Integrity Roof System.



ASK ABOUT ALL OF OUR OTHER CERTAINTEED® PRODUCTS AND SYSTEMS:

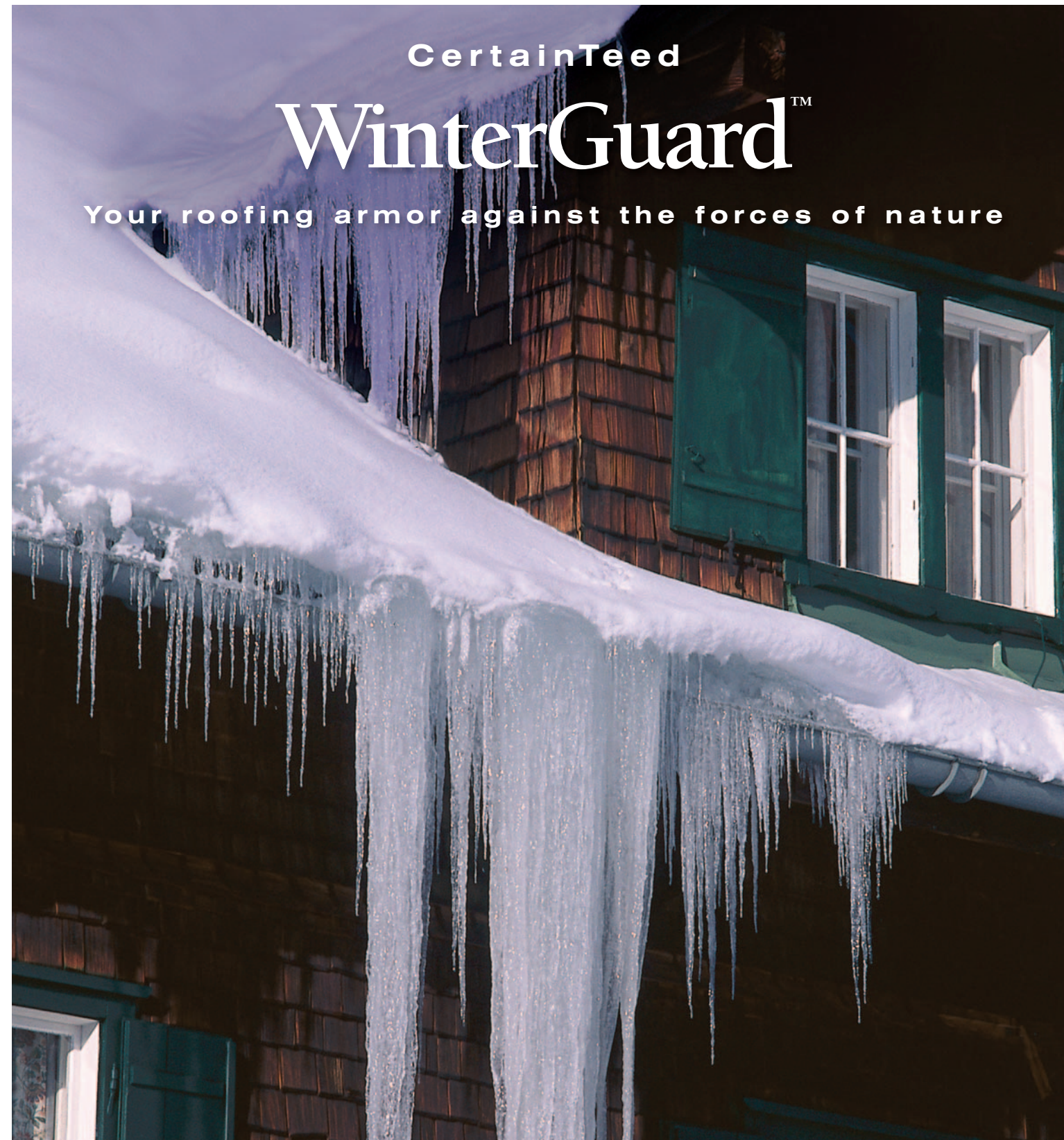
ROOFING • SIDING • TRIM • DECKING • RAILING • FENCE • FOUNDATIONS
GYPSUM • CEILINGS • INSULATION • PIPE

www.certainteed.com <http://blog.certainteed.com>

CertainTeed Corporation
P.O. Box 860
Valley Forge, PA 19482

Professional: 800-233-8990
Consumer: 800-782-8777

© 11/11 CertainTeed Corporation, Printed in U.S.A.
Code No. 20-20-1751



CertainTeed

WinterGuard™

Your roofing armor against the forces of nature



The Enemy

Ice dams and wind-driven rain are the culprits, allowing water to get under a roof's outer shell — whether it's shingles, slate, tile, cedar shake or metal. And unless your roof deck is protected with a waterproof barrier, damage is the inevitable consequence.

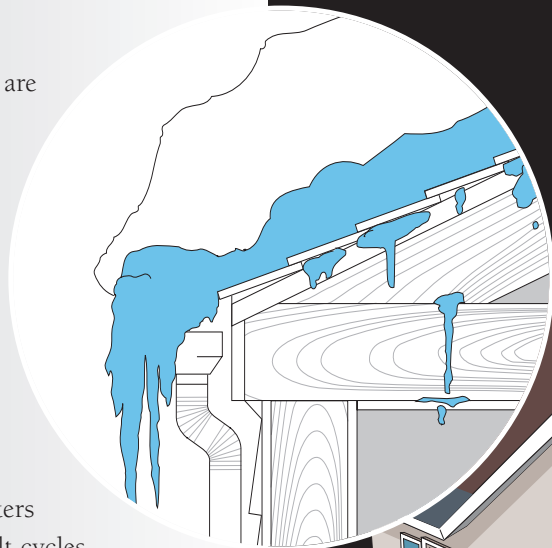
Ice dams are those nasty build-ups that form on the gutters and eaves of roofs as freeze-melt cycles take place. The result is trapped water, which has been forced under the shingles, that will penetrate the deck unless properly sealed.

Wind-driven rain can also drive water up the slope of a roof, forcing its way under the shingles.

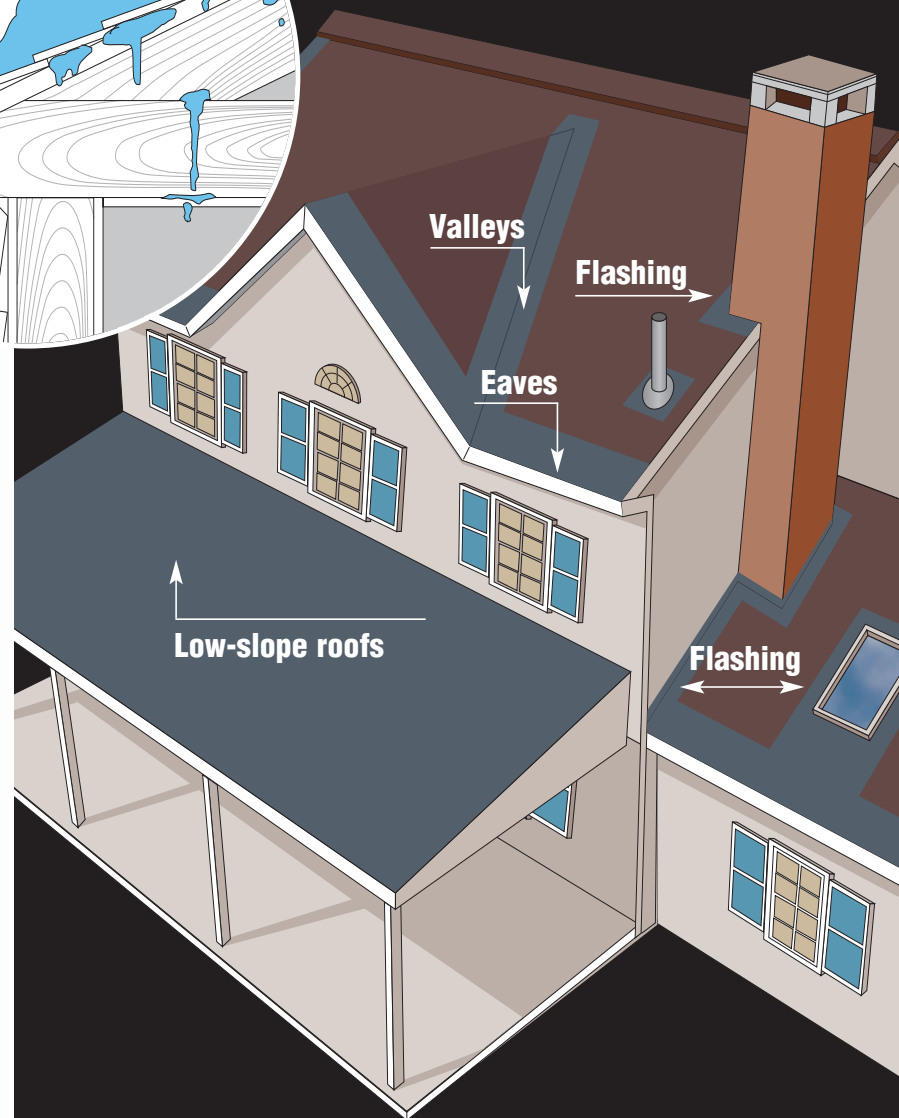
The Defense

WinterGuard waterproofing shingle underlayment is **the** solution for winning the battle against water penetration in your roof's most vulnerable places. WinterGuard is a composite material of asphalt polymers, formed into a rolled sheet. The asphalt makes it vapor-tight, and the polymers make the asphalt elastic and sticky. This protective barrier is able to stretch and seal around nails driven through it. Placing WinterGuard a minimum of 24" past the interior wall line at the eave provides your first line of defense.

WinterGuard is warranted against manufacturing defects and to remain watertight for the same period as the warranty duration carried by the shingles applied above it — up to a maximum of 50 years.

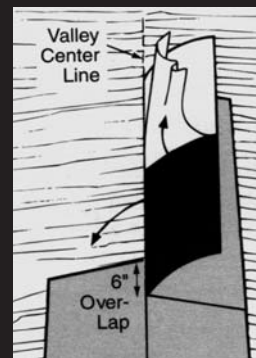


Eaves and other vulnerable areas where seams are formed and where WinterGuard™ beneath the shingles provides protection.



Easy Installation

WinterGuard's adhesive bottom surface is protected with a disposable silicone coated release film, which is split down the middle for simple and cost-effective application. The "Peel & Flop" method is especially effective in valleys and other difficult places using manageable lengths. Even more important, WinterGuard can be repositioned before deck adhesion occurs.



Choose your Weapon

WinterGuard comes in three effective surface finishes: Sand, Granular and High Tack/High Temperature Film. Consider the design and slope of the roof, combined with your personal preference.

Sand

- Embedded sand to enhance traction during application
- Improved exposure prior to shingling over
- Very effective under tile
- Meets ASTM D1970
- Length: 65 ft. Width: 3 ft.
- 68 lbs. per roll
- Also available in a "short" roll (Length: 32.5 ft.; Width: 3 ft.; 36 lbs. per roll)

Granular

- Embedded granules for superior traction during application
- Improved exposure prior to shingling over
- Very effective under tile
- Meets ASTM D1970
- Length: 65 ft.; Width: 3 ft.
- 68 lbs. per roll

High Tack /High Temperature (Film)

- An advanced waterproofing underlayment for shingle, metal, slate and tile roofs
- Specially formulated to resist high roof temperatures under metal roofs
- Tough, tear-resistant top surface film excellent against scratching metal roofing sheets
- Seals the roof against infiltration of water into the building due to ice dams and wind-driven rain
- Easy to apply to new and existing roof decks
- Enhanced skid-resistant top film surface
- Excellent underlayment for low-slope applications
- Split plastic release film for easy installations
- Seals water-tight around nails
- Excellent overlap seal protection
- Recommended for use under metal and tile roofing
- Surface provides extra waterproofing barrier
- Recommended for lowest slopes
- Meets ASTM D1970
- Length: 65 ft.; Width: 3 ft.
- 50 lbs. per roll

Defend with Roofers' Select™ or DiamondDeck™

As a final layer of protection, these high-performance underlayments cover the entire roof after the WinterGuard application.

Roofers' Select is reinforced with fiber glass to provide extra resistance to wrinkling and tear out from fasteners.

DiamondDeck is a synthetic, scrim-reinforced water-resistant underlayment.

Both meet all performance requirements of ASTM D226 and ASTM D4869, including resistance to "liquid water transmission." Manufactured to comply with ASTM D6757.

Other Underlayments

MetaLayment™ Self-Adhering Metal Underlayment™

MetaLayment™ has a tough, tear-resistant film on its top surface that will not scratch roofing metal applied over it. The adhesive bottom surface of MetaLayment is protected with a disposable silicone-coated release film, which is split longitudinally down the middle for easier application. Manufactured to meet ASTM D1970.

ShingleFelt™ 15 and ShingleFelt™ 30

ShingleFelt 15 and ShingleFelt 30 utility-grade underlayments comply with the important ASTM D4869 standard, yet are lighter and more economical than competing products. They provide a water-resistant layer beneath roofing shingles and wood shakes.

WinterGuard™

Limitations: WinterGuard will not stick to wet or frozen surfaces. Do not apply over shingles or underlayment of any sort. WinterGuard is a vapor barrier. Therefore, proper ventilation should be provided to the space over which this product is applied. If applied to cover the entire roof, ensure sufficient ventilation so as to avoid condensation. The minimum approved slope for WinterGuard application is 2"/12".