



StormShield™

ICE AND WATER PROTECTOR



"Invisible" protection against roof leaks.

IKO StormShield™ Ice & Water Protector

IKO StormShield™ Ice & Water Protector is an economical modified bitumen roll roofing product with a self-adhesive backing protected by a silicone-treated release sheet, which is easily removed during installation.

- Helps prevent water leakage due to ice dams and wind-driven rain.
- Improved flexibility for superior performance.
- Slip-resistant surface for safe application.
- Tear-resistant membrane.
- Glass fiber-reinforced for extra strength.
- Self-adhesive for watertight sealing.
- Self-sealing around roofing nails.
- Meets most building code requirements.

SPECIFICATIONS (approximate)

Length	65' (19.8 m)
Width	36" (914 mm)
Roll Contents	195 sq. ft. (18.1 m ²)
Nominal Thickness	55 mil (1.4 mm)



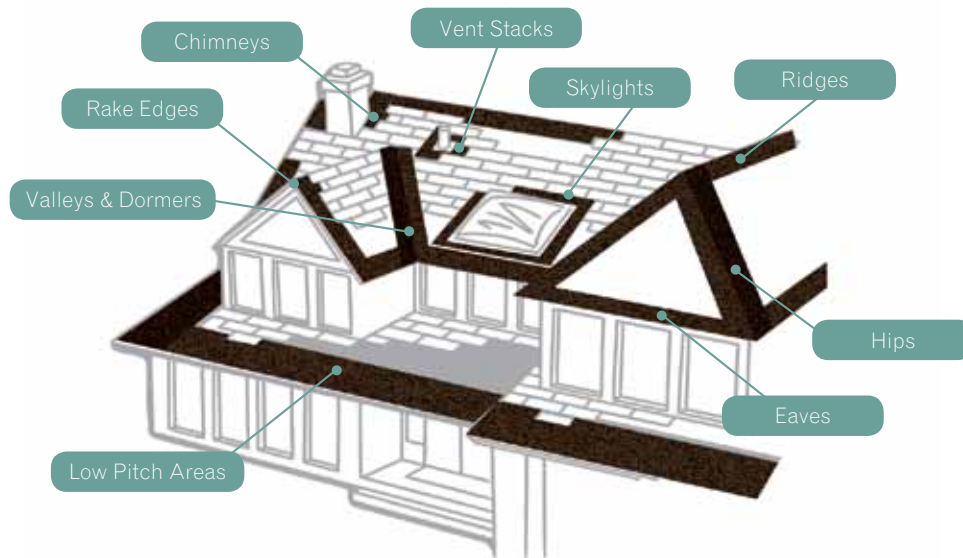
Wind-Driven Rain

Rain, propelled by wind is blown under the shingles, allowing water to penetrate through the unprotected roof deck, causing interior damage. Roofs with lower slopes (2:12 to 5:12) are even more susceptible to this problem.



Ice Dams

When melted snow runs down the roof to the colder eaves, an ice dam can form and cause water to back up under the shingles. Eventually, the water penetrates the unprotected roof deck and leaks through, damaging the building's interior.



Use IKO StormShield™ Ice & Water Protector on these critical roof areas.



Find out more about our products now by talking to an IKO Sales Representative, your professional roofing contractor or contact us directly at: United States 1-888-IKO-ROOF (1-888-456-7663), Canada 1-855-IKO-ROOF (1-855-456-7663) or visit our web site at: www.iko.com

Note: The information in this literature is subject to change without notice. IKO assumes no responsibility for errors that may appear in this literature.



StormShield™/MC

ICE AND WATER PROTECTOR
PROTECTEUR CONTRE L'EAU ET LA GLACE

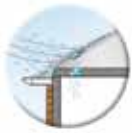


*"Invisible" protection against roof leaks.
Une protection «invisible» qui aide à prévenir les fuites.*

Ice & Water Protector

IKO StormShield™ Ice & Water Protector is an economical modified bitumen roll roofing product with a self-adhesive backing protected by a silicone-treated release sheet, which is easily removed during installation.

- Helps prevent water leakage due to ice dams and wind-driven rain.
- Improved flexibility for superior performance.
- Slip-resistant surface for safe application.
- Tear-resistant membrane.
- Glass fibre reinforced for extra strength.
- Self-adhesive for watertight sealing.
- Self-sealing around roofing nails.
- Meets most building code requirements.



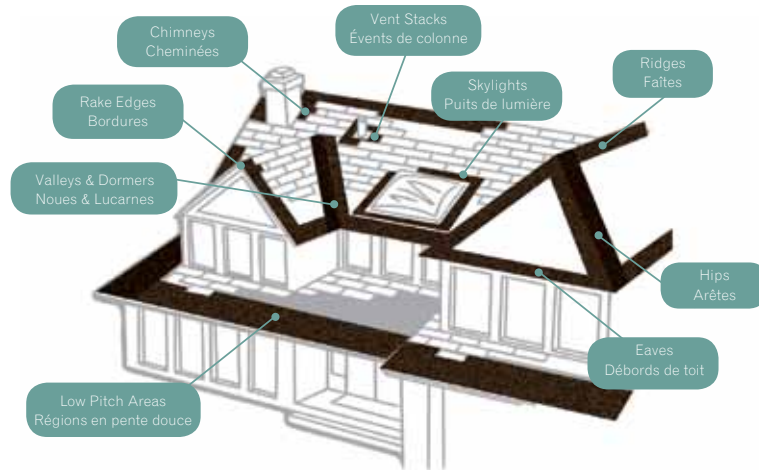
Wind-Driven Rain

Rain, propelled by wind is blown under the shingles, allowing water to penetrate through the unprotected roof deck, causing interior damage. Roofs with lower slopes (2:12 to 5:12) are even more susceptible to this problem.



Ice Dams

When melted snow runs down the roof to the colder eaves, an ice dam can form and cause water to back up under the shingles. Eventually, the water penetrates the unprotected roof deck and leaks through, damaging the building's interior.



Protecteur contre l'eau et la glace

Le protecteur contre l'eau et la glace StormShield™/MC de IKO est un produit économique de bitume modifié en rouleau dont l'endos autoadhésif est protégé d'un papier traité au silicone facile à enlever durant l'installation.

- Aide à prévenir les fuites causées par l'amoncellement de glace et la pluie balayée par le vent.
- Élasticité améliorée témoignant d'une performance supérieure.
- Surface antidérapante favorisant la sécurité durant l'installation.
- Membrane résistante aux déchirures.
- Renforcé de fibre de verre afin d'accroître la résistance.
- Autoadhésif permettant l'imperméabilisation recherchée.
- Autocollant autour des clous à toiture.
- Satisfait la plupart des exigences des codes du bâtiment.

Pluies poussées par des vents violents

Les vents violents poussent la pluie sous les bardeaux et l'eau risque de pénétrer le support de toit non protégé et de causer des dommages à l'intérieur de l'édifice. Les toits en pente douce (2:12 à 5:12) sont les plus vulnérables.

Digues de glace

Lorsque la neige fond sur un toit l'eau s'écoule vers les débords de toit, qui sont toujours plus froids, et peut former une digue de glace qui risque de laisser l'eau refouler sous les bardeaux. À la longue, l'eau peut s'infiltrer jusqu'au support non protégé et endommager l'intérieur de l'édifice.

SPECIFICATIONS (approximate) FICHE TECHNIQUE (approximatif)

Length Longueur	19.8 m (65') 19.8 m (65 pi)
Width Largeur	914 mm (36") 914 mm (36 po)
Roll Contents Contenu du rouleau	18.1 m ² (195 sq. ft.) 18,1 m ² (195 pi ca.)
Nominal Thickness Épaisseur	1.4 mm (55 mil) 1,4 mm (55 mil)

Use IKO StormShield™ Ice & Water Protector on these critical roof areas.

Appliquez le protecteur contre l'eau et la glace IKO StormShield™/MC à ces endroits vulnérables sur le toit.



Find out more about our products now by talking to an IKO Sales Representative, your professional roofing contractor or contact us directly at: United States 1-888-IKO-ROOF (1-888-456-7663), Canada 1-855-IKO-ROOF (1-855-456-7663) or visit our web site at: www.iko.com
Pour plus d'information concernant nos produits, contactez un Représentant IKO, un maître couvreur ou contactez-nous directement à : les États-Unis 1-888-IKO-ROOF (1-888-456-7663), Canada 1-855-IKO-ROOF (1-855-456-7663) ou visitez notre site web : www.iko.com
Note: The information in this literature is subject to change without notice. IKO assumes no responsibility for errors that may appear in this literature.

Avis: L'information contenue au présent document peut changer sans préavis. IKO ne se tient nullement responsable des erreurs qui auraient pu s'y glisser.